

# 2023 ANNUAL REPORT



**DC WEST** Community Schools  
Engage, Prepare, and Empower

401 PINE STREET PO BOX 378  
VALLEY, NE 68064  
PH: 402-359-2583  
FAX: 402-359-4371

# Annual Report

DC West Community Schools is a diverse, rigorous, and caring learning environment. We serve the communities of Waterloo and Valley, along with the surrounding lake neighborhoods and rural areas. There are **1116** students who call **DC West** home.

**DC West Community Schools engages, prepares, and empowers all of our students for the future.**

## New Facility Updates

DC West voters approved a bond project in 2021 that is now completed and making a tremendous impact on the learning environment at DC West. We thank voters in our community for supporting the facility improvements that:

- Established a permanent Middle School addition for our 6th-8th grade student population in one location
- Converted the current Middle School addition into Americans with Disabilities Act (ADA) compliant locker rooms and a state-of-the-art weight room with a cardio/wrestling room
- Provided students, staff, and the community with a Performing Arts Center, seating 500, to host events for Band, Theater, Choir, One-Act, Speech, Music Programs, and much more
- Included Fine Arts classrooms and spaces for middle and high school students near the Performing Arts Center



## Strategic Plan Priorities 2022-2027



### Expanded Student-Centered Learning Experiences

To ensure diversified learning experiences prepare and empower students to be engaged through expanded learning opportunities and rigorous curriculum and instruction that accelerate the growth of each student.



### Culture and Cohesion

To create and sustain a district culture that exemplifies and models high expectations for all staff and students while supporting the social, emotional, and mental health well-being of students and staff.



### Personnel Effectiveness

To ensure the district provides educational leadership and highly effective staff to support our students academically, personally, and in their individual social growth, as well as building and sustaining cohesion and unity among the staff.



### Family and Community Partnerships

Grow and sustain a mutually supportive and trusting partnership with stakeholder groups for the benefit of the mission and vision of the DC West Community Schools and to sustain a positive connection with and among the community at large.



### District Resources

To sustain effective and efficient use of resources focused on continuous improvement, expansion and support of student learning, safe and effective learning facilities, and highly effective staff to support our students.



### Board Governance


To ensure the mission and vision of DC West Community Schools aligns to the goals, community expectations, and outcomes utilized to measure improved learning for all students.

## DC West Beliefs

- Achievement and growth empowers students.
- We learn through and from inclusive experiences.
- We provide educational opportunities that challenge all of us.
- Everyone is important and unique with their own special talents.
- The school district is accountable to the community.
- Physical and emotional safety is essential for learning.
- A positive learning and teaching environment is created through mutual respect for all.
- Our educational process prepares everyone to be productive and responsible citizens.
- Students, parents and educators share the responsibility for learning.
- Public education is the responsibility of the entire community.



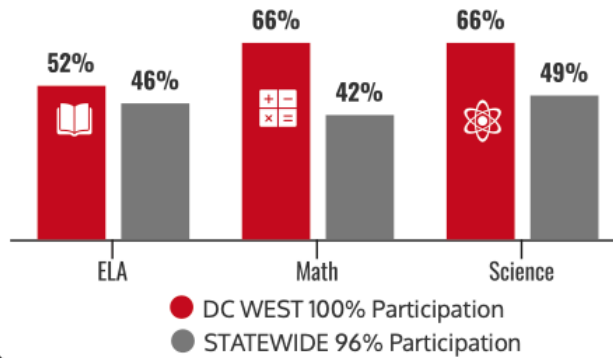
# Student Achievement



In the Spring of 2023, all DC West 11th graders took the ACT as a statewide assessment. Students' scores in English Language Arts, Mathematics, and Science are shown to the right in terms of what percentage of DC West students were on track for approaching the ACT College Readiness Benchmark. The ranges for each performance level are shown below:

	Developing:	On Track:	ACT Benchmark:
<b>ELA</b>	1-17	18-19	20-36
<b>Math</b>	1-17	18-21	22-36
<b>Science</b>	1-18	19-22	23-36

## NSCAS ACT Percent On Track and Above

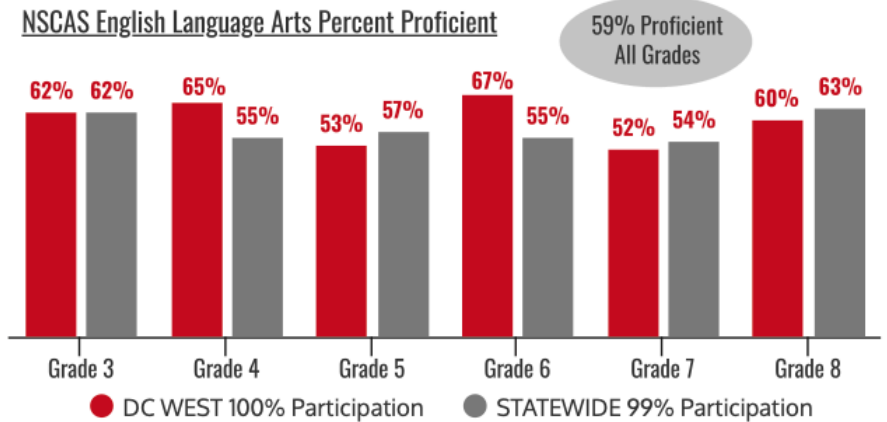


ACT scale scores range from 1-36, **DC West students' average scale scores** were:

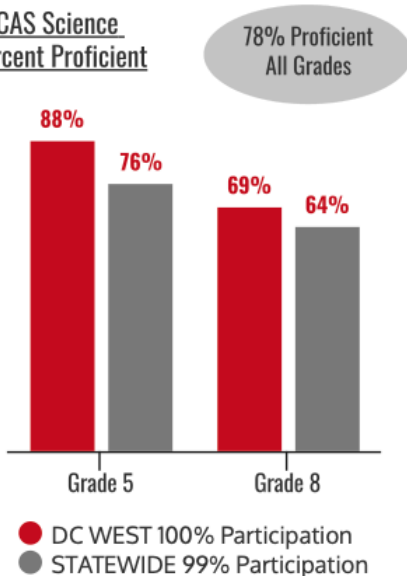
- 19** English Language Arts State: 17
- 21** Mathematics State: 18
- 20** Science State: 18

Our students in grades 3-8 are tested using the Nebraska Student-Centered Assessment System (NSCAS) in English Language Arts, Mathematics, and Science. Three levels of proficiency are determined based on test performance: Developing, On Track and Advanced. The percentage of overall proficiency in meeting state standards is calculated based upon the scores of students achieving the "On Track" and "Advanced" levels.

## NSCAS English Language Arts Percent Proficient

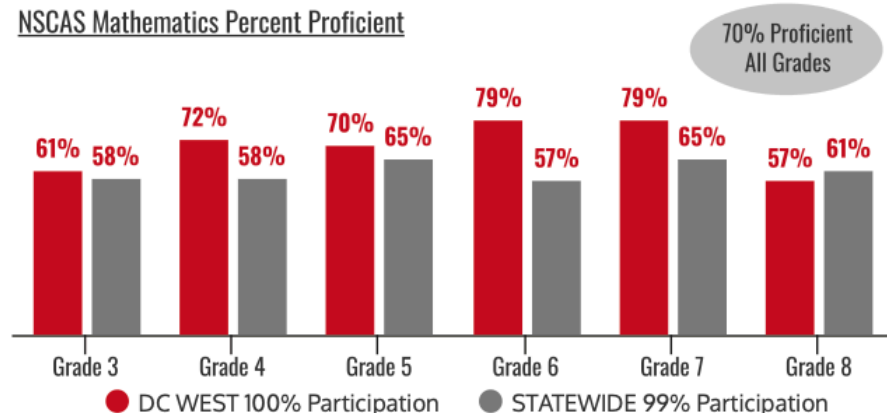


## NSCAS Science Percent Proficient



**Engage ~ Prepare ~ Empower**

## NSCAS Mathematics Percent Proficient



# 1053

Total PK-12 Students in  
2022-2023

2021/22 - 1039 Students  
2020/21 - 985 Students  
2019/20 - 975 Students  
2018/19 - 970 Students

## Student Population Characteristics

Identified  
High-Ability  
Learners



STATE- 13%

Eligible for  
Free/Reduced  
School Meals



STATE- 50%

Mobility Rate  
(Moving In/Out)



STATE- 6%

Enrolled in  
Special  
Education



STATE- 16%

Attendance  
Rate



STATE- 93%


## PK-12 Enrollment

### Fall Membership 2023-2024

Pre-school	97
Kindergarten	76
1st Grade	68
2nd Grade	57
3rd Grade	91
4th Grade	71
5th Grade	80
6th Grade	82
7th Grade	69
8th Grade	94
9th Grade	91
10th Grade	68
11th Grade	82
12th Grade	90

Total PK-12 1116

## Graduation Rate



## District State Classifications 2023

District - Great ★★★★★  
DC West High School - Great ★★★★★  
DC West Middle School - Great ★★★★★  
DC West Elementary School - Great ★★★★★

## 2022-2023 Dual Credit Information

172

# of DC West  
students that earned  
college credit  
in 172 classes

2,316

Total University Levels  
Credits Earned  
Saving our families  
\$620,688 in tuition costs!

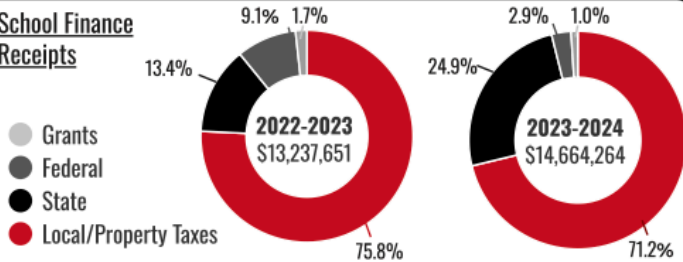
College  
Going  
Rate



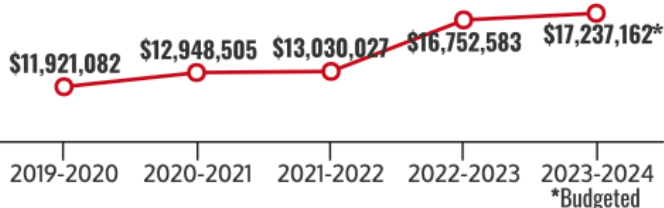
23.7

Average ACT Score  
of Students in AP or  
Dual Credit Course


## School Finance Receipts



## Total General Fund Disbursements




## Mill Levy and Valuation



## Class of 2023 Data

Total # of 2023 DC West Graduates 67



# of Graduates  
that received at  
least 1  
scholarship

41

\$4,100,000

Total dollar amount of scholarships  
earned by Class of 2023

## 2022-2023 Certified Staff

81.5 Total

Teaching Staff with Masters Degree/Higher

DC West 59.5%  
State 58.3%